


Edible Bray

Monthly Growing Guide - October 2024



October...

... it's time to prepare for winter in your growing space.

Sowing Outdoors into Soil or Containers.

Winter/Spring Greens, Mustard, Oriental Vegetables, Garlic, Spring Onions, Broad Beans and Peas. (Aquadulce Claudia beans and Kelvedon Wonder peas for early Spring Crops). Sow Asparagus.

Sowing Indoors in Pots or Trays

Kale, Cabbage, Broccoli, Oriental Vegetables. Herbs in pots, such as Dill, Basil, Coriander and Chives. Cauliflowers.

Edible Bray

Monthly Growing Guide - October 2024



Planting Out


Winter and Spring greens, lettuces and peas that were sown indoors last month, overwintering onion sets and new strawberry beds. New young Fruit Trees and Fruit Bushes. Newly planted Rhubarb crowns need plenty of feeding and will take up to 2 years to establish themselves.

Tasks

- *Water all of your sowing and plants if needed, especially Squashes and Pumpkins. Collect rainwater for garden use.*
- *Weed all planted areas regularly.*
- *Check ,Clean and Sharpen Tools.*
- *Continue organic Wildlife Management Measures. Use no chemicals.*
- *Remember to feed and water all containers regularly.*
- *Use net or fleece to protect Brassica from birds.*
- *Cut back old Berry Canes and prune Currant Bushes.*
- *Earth up or stake Brussels Sprouts to protect from wind.*
- *Clear up fallen leaves and compost them separately.*
- *Raise containers on feet to avoid waterlogging.*
- *Prune Apple and Pear Trees.*

Edible Bray

Monthly Growing Guide - October 2024



Harvesting


Autumn Fruiting, Raspberries, Blackberries, Apples, Pears, Radishes, Squashes, Pumpkins and remaining Salad Crops.

Harvesting

Brussels sprouts, winter greens, parsnips, leeks, kale, celeriac, turnips, winter cabbage, cauliflower and swedes. Jerusalem artichokes may still be harvested.

Edible Bray

Monthly Growing Guide - October 2024



Wildlife

Install bug houses and insect hotels. Ensure bird baths are clean and filled with fresh water. Avoid turning compost piles.