


Edible Bray

Monthly Growing Guide - January 2024



Happy New Year everyone. In *January* the soil is not yet ready to be worked and the growing space can be a cold and unwelcoming place. There are some tasks that can keep us warm and produce benefits later in the year.

Sowing Indoors In Pots Or Trays


Mustard greens, oriental vegetables. Onion and Shallot seeds for planting out as young plants in Spring. Broad beans and lettuce for an early start. Sow mixed winter salad leaves every three weeks for a regular supply.

Sowing Outdoors Into The Soil

Garlic and hardy beans like Aqua Dulce under cover such as cloches or fleece.

Edible Bray

Monthly Growing Guide - January 2024




Tasks

- *Collect rainwater for garden use.*
- *Clear away storm debris and fallen leaves.*
- *Compost leaves separately to make leaf mould.*
- *Clean, sharpen and safely store tools.*
- *Continue organic Wildlife Management Measures.*
- *Use no chemicals.*
- *Use net or fleece to protect brassica from birds.*
- *Plant bare root fruit trees, bushes and canes.*
- *Earth up or stake Brussels Sprouts to protect from wind.*
- *Prune apple and pear trees and gooseberries and currants.*
- *Check ties on fruit trees after storms.*
- *Protect tender plants from cold with fleece or polythene.*
- *Prepare new Strawberry beds with manure or compost.*

Edible Bray

Monthly Growing Guide - January 2024



- *Cover emerging rhubarb crowns with forcing bins if desired.*
- *Make outline planting plan for next Spring and order seeds.*

Harvesting

Brussels sprouts, winter greens, parsnips, leeks, chard, kale and Jerusalem artichokes.

Wildlife

- *Ensure birds baths and other water sources are filled, clean and free of debris.*
- *Avoid turning compost piles to avoid disturbing insects or small animals who are overwintering.*
- *Top up fat balls, seed balls and other food sources for birds.*