


Edible Bray

Monthly Growing Guide - February 2024



Spring is on the way and February is the time to prepare the growing area and begin sowing the crops that will be enjoyed in warmer weather.

Sowing indoors in Pots, Trays and Modules


Mustard, leeks, oriental vegetables. Onion and shallot seeds. broad beans ,peas and lambs lettuce (for an early start). Spinach, chard, brussels sprouts, mizuma ,globe artichokes and rocket. Cucumbers, tomatoes,sweet peppers,chillies. Early carrots(eg Nantes) and marigolds to protect them from carrot fly when planted. Aubergines.

Planting Outdoors into the Soil

Onion and shallot sets, garlic bulbs,fruit bushes, fruit canes and rhubarb crowns. Rhubarb needs plenty of organic matter in or on the soil and takes two years to become established.

Edible Bray

Monthly Growing Guide - February 2024




Tasks

- *Collect rainwater for garden use.*
- *Clear away storm debris and fallen leaves.*
- *Clean, sharpen and safely store tools.*
- *Continue organic Wildlife Management Measures. Use no chemicals.*
- *Avoid walking on waterlogged soil. Do not dig or fork same.*
- *Plant bare root fruit trees, bushes and canes.*
- *Prune apple and pear trees and gooseberries and currants.*
- *Check ties on fruit trees after storms. Untie branches when in final position.*
- *Protect tender plants from cold with fleece or polythene.*
- *Cover emerging rhubarb crowns with forcing bins if desired.*
- *Finalise planting plan for Spring and order seeds and seed potatoes.*

Edible Bray


Monthly Growing Guide - February 2024



- *Clean cloches, pots and seed trays before use in Spring.*
- *Remove and discard any leftover potatoes from last years bed.*
- *Chit seed potatoes at the end of February for planting in*
- *March. This means storing them in trays in cool,dull light until sprouting takes place. It can encourage quicker growth.*
- *Place manure, compost or potash around bases of newly planted fruit trees and bushes.*
- *Warm up the seedbeds and planting beds with cardboard or fibre mulches.*

Edible Bray

Monthly Growing Guide - February 2024



Harvesting

Brussels sprouts, winter greens, parsnips, leeks, kale, celeriac, turnips, winter cabbage, cauliflower and swedes. Jerusalem artichokes may still be harvested.

Wildlife

Install bug houses and insect hotels. Ensure bird baths are clean and filled with fresh water. Avoid turning compost piles.