


Edible Bray

Monthly Growing Guide - December 2023



December is cold and wet, with fewer daylight hours. A good time for cleaning, tidying and drawing up plans for the next growing season. Include crop rotation or permaculture in your plans as desired.

Sowing Outdoors Into Soil Or Containers.


Winter/Spring greens such as cabbage, kale and broccoli. garlic, pak choi and other orientals.

Sowing Indoors In Pots Or Trays

Mustard greens, oriental vegetables. Onion seeds for planting out as young plants in Spring. Broad beans and lettuce for an early start next year.

Edible Bray

Monthly Growing Guide - December 2023




Tasks.

- *Collect rainwater for garden use.*
- *Weed all planted areas. Clear away debris and fallen leaves.*
- *Compost leaves separately in a leaf mould bin or pile.*
- *Clean, sharpen and safely store tools.*
- *Continue organic Wildlife Management Measures.*
- *Use no chemicals.*
- *Sow green manure or spread well rotted manure on empty beds.*
- *Use net or fleece to protect brassica from birds where needed.*
- *Lift and divide larger rhubarb clumps.*
- *Plant bare root fruit trees, bushes and canes.*
- *Earth up or stake Brussels sprouts to protect from wind.*
- *Prune apple and pear trees and gooseberries and currants.*

Edible Bray

Monthly Growing Guide - December 2023



- *Raise containers on pot feet to avoid waterlogging.*
- *Protect tender plants from cold with fleece or polythene.*
- *Dispose of out of date seeds.*
- *Make outline planting plan for next Spring and order seeds.*

Harvesting

Brussels sprouts, winter greens, parsnips, leeks, Xmas potatoes cabbages and kale.

Wildlife

- *Top up bird feeders and bird baths regularly.*
- *Do not disturb compost heaps, where small animals and insects may be hibernating.*
- *Build bee hotels from bamboo for solitary bees: A fun task*

Edible Bray

Monthly Growing Guide - December 2023



for children.